



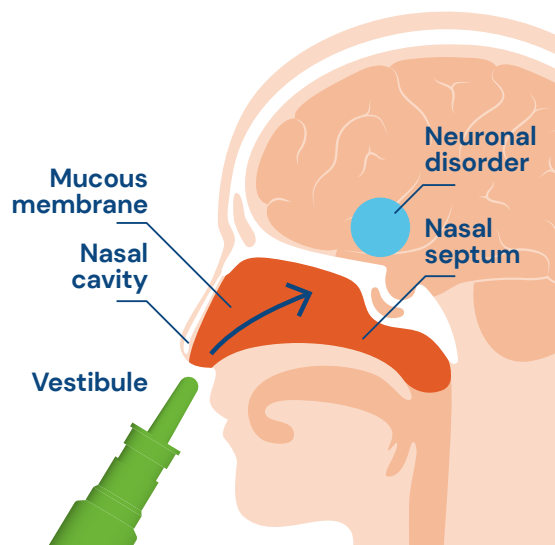
focus

Microglial modulator fights neuroinflammation



Direct access via nasal application

The nasal delivery system guarantees biodisponibility through the blood brain barrier.



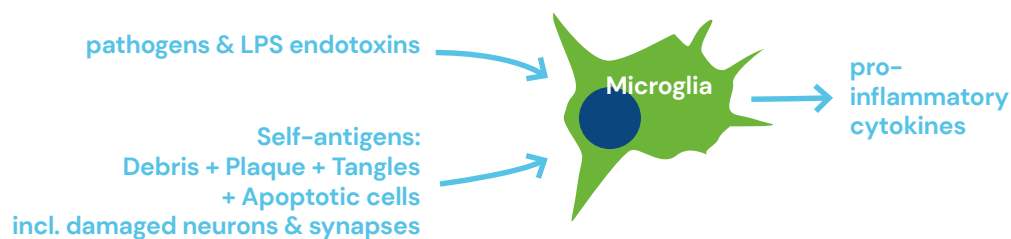
Microglia

Microglia represent a specialized population of macrophages-like cells in the central nervous system (CNS) considered **immune sentinels**.

Microglia are trained to eliminate threats like

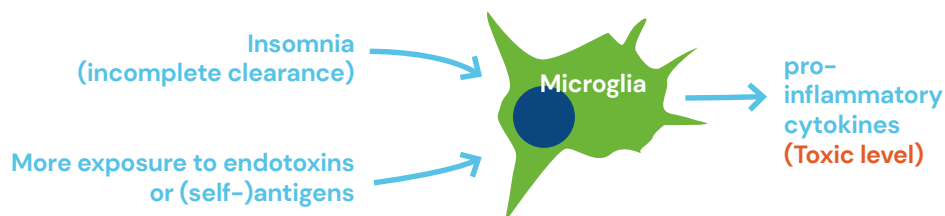
- LPS endotoxins
- antigens
- self-antigens

Simultaneously with this removal of all insults, microglia release **mediators** like pro-inflammatory cytokines to orchestrate repair and further organization.



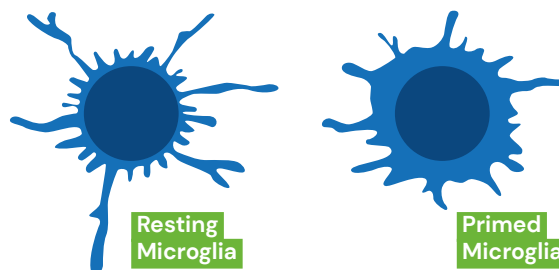
Under specific circumstances microglia are capable of orchestrating a **potent inflammatory response**, when pro-inflammatory mediators reach a toxic level.

1. In insomnia or if more exposure to endotoxins or (self-)antigens



2. Priming

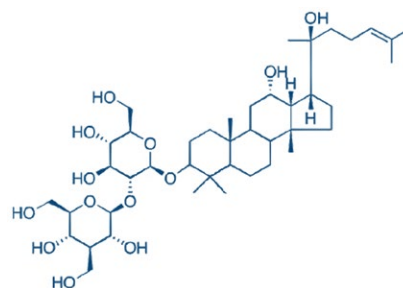
After traumatic injury or in elderly individuals, microglia adopt a permanently activated size and develop an exaggerated inflammatory response.



Rg3 modulates microglia, fights neuroinflammation

Ginsenoside Rg3 is a steroidal saponin that is highly enriched in Korean Red Ginseng. It exhibits a broad range of pharmacological activities.

The nasal delivery system guarantees biodisponibility through the blood brain barrier.



Effects

- Rg3 significantly reduces the number of activated microglia and the release of proinflammatory cytokines
- Rg3 stabilizes mastcells
- Rg3 interferes with the dual activation between mastcells & microglia

Indication

All kinds of neuroinflammation:

- autism
- neurodegenerative diseases
- (post-)infection
- LPS-induced neuroinflammation
- RG3 prevents neuronal damage in adrenal stress & adrenal fatigue

Dosage

2 sprays each nostril morning and evening.
Store cold after opening.



Rg3 Nasal spray

Improved bio-availability & adapted size: 20ml

indication

All kinds of neuroinflammation: autism, neurodegenerative diseases, (post-)infection, LPS-induced neuroinflammation. RG3 prevents neuronal damage in adrenal stress & fatigue.

dosage

2 sprays each nostril morning and evening

packaging

20 ml per bottle

composition (based on 8 sprays)

RG3 (Ginseng extract) - 2,24 mg

References

Rg3 Nasal spray



- Front. Cell. Neurosci., 18 December 2018 | <https://doi.org/10.3389/fncel.2018.00488>
Microglia in Neurological Diseases: A Road Map to Brain-Disease Dependent-Inflammatory Response
Sara Bachiller, Itzia Jiménez-Ferrer Agnes Paulus, Yiyi Yang, Maria Swanberg, Tomas Deierborg and Antonio Boza-Serrano
- Published: 18 March 2014
Microglial priming in neurodegenerative disease
V. Hugh Perry & Clive Holmes
Nature Reviews Neurology volume 10, pages217–224 (2014)
- Ann Transl Med. 2018 May; 6(10): 176.
doi: 10.21037/atm.2018.04.22
Microglial priming in Alzheimer's disease
Jun-Wei Li, Yu Zong, Xi-Peng Cao, Lin Tan and Lan Tan
corresponding author
- Sung-Ok K, Jung-Man Y, et al. Ginsenoside Rb1 and Rg3 attenuate glucocorticoid-induced neurotoxicity. Cell mol neurobiol. 2010;857–862.
- Seong SJ, Yeong MY, et al. Prevention of inflammation-Mediated Neurotoxicity by Rg3 and it's role in microglial activation. Research Institute of veterinary medicine. 2008;156–756.
- Hyeongming Kim, Jong Hyuk Lee, et al. Micro-/nano-sized delivery systems of ginsenosides for improved systemic bioavailability. J Ginseng Res. 2018, 19.
- Kang, An, et al. "Suppressive effect of ginsenoside Rg3 against lipopolysaccharide-induced depression-like behavior and neuroinflammation in mice." Journal of agricultural and food chemistry 65.32 (2017): 6861–6869.
- Li, X., Chauhan, A., Sheikh, A.M., Patil, S., Chauhan, V., Li, X.M., et al., 2009. Elevated immune response in the brain of autistic patients. J. Neuroimmunol. 207, 111–116.
- Chez, M.G., Dowling, T., Patel, P.B., Khanna, P., Kominsky, M., 2007. Elevation of tumor necrosis factor- α in cerebrospinal fluid of autistic children. Pediatr. Neurol. 36, 361–365.
- Wei, H., Zou, H., Sheikh, A.M., Malik, M., Dobkin, C., Brown, W.T., et al., 2011. IL-6 is increased in the cerebellum of autistic brain and alters neural cell adhesion, migration and synaptic formation. J. Neuroinflammation 8, 52.
- Vargas, D.L., Nascimbene, C., Krishnan, C., Zimmerman, A.W., Pardo, C.A., 2005. Neuroglial activation and neuroinflammation in the brain of patients with autism. Ann. Neurol. 57, 67–81.
- Kee, Ji-Ye, and Seung-Heon Hong. "Ginsenoside Rg3 suppresses mast cell-mediated allergic inflammation via mitogen-activated protein kinase signaling pathway." Journal of Ginseng Research 43.2 (2019): 282–290.
- Martin, Loren A., et al. "Stereotypies and hyperactivity in rhesus monkeys exposed to IgG from mothers of children with autism." Brain, behavior, and immunity 22.6 (2008): 806–816.

Kim HJ, Kim P, Shin CY. A comprehensive review of the therapeutic and pharmacological effects of ginseng and ginsenosides in central nervous system [Internet]. Vol. 37, Journal of Ginseng Research. Elsevier B.V.; 2013. p. 8–29.

Cheng Z, Zhang M, Ling C, Zhu Y, Ren H, Hong C, et al. Neuroprotective effects of ginsenosides against cerebral ischemia. Molecules[Internet]. 2019;24(6).